

# LED Edge Lit Panels

## Description

Lumenal's LED edge lit panel is designed to emit a bright, even output of light, and is an ideal solution for graphic display, point of sale units, shelving and signage.




The technology allows each panel to be brightly illuminated across its entire surface without dark spots. It is also possible to engrave and specify any point at which light needs to be shone from the panel.

We can create complex shapes such as text, symbols or company branding as well as square panels. Edge lit with highly efficient LEDs, the light travels from the edges of the panel through the laser etched dot matrix pattern in optical grade acrylic, to the centre of the panel.

Our laser etched LED panels are the core component of our Edge Lit Lightbox range.

## Key Attributes

- World class edge-lit technology
- Even light distribution
- Total shape flexibility
- Highly energy efficient
- Designed and manufactured in the UK



www.lumenal.co.uk  
info@lumenal.co.uk  
0845 277 6000

